



A member of the Zambeef Group of Companies






BROILER FEEDS

The first step in growing out a healthy day old chick starts 3 weeks before it is placed. When the previous flock is removed, a proper clean out of the facilities with detergent based wash (Soap) and a good disinfection, should be followed by the rest of the facilities (of at least 10 days) until the day old chick arrives.

The day old broiler fed an easy five phase program. During brooding, sufficient heat and ventilation must be supplied for the young bird to make the most of **NOVATEK** Broiler Pre-Starter and Starter crumbles respectively.

After growing out a strong and vital bird, it is then transitioned to **NOVATEK** Broiler Grower pellets.

"Feeding for Prosperity"

| Broiler guidelines | 100 Chicks 1 Box DOC | | 1000 Chicks 10 Box DOC |
|-------------------------------------------------------------------------------------------------------------------------------|--------------------------------|----------------------------------------------------------------|----------------------------------|
| novatek Broiler Pre-Starter Crumbles  | 0-9 0.2 0.26 | Feeding Period (day) Kg Feed / Bird Placed Weight Target | 0-7 0.2 0.18 |
| novatek Broiler Starter Crumbles  | 10-14 0.3 0.4 | Feeding Period (day) Kg Feed / Bird Placed Weight Target | 8-12 0.2 0.3 |
| novatek Broiler Grower Pellet  | 15-25 1.0 1.1 | Feeding Period (day) Kg Feed / Bird Placed Weight Target | 13-23 0.9 1.0 |
| novatek Broiler Finisher Pellet  | 26-32 1.0 1.7 | Feeding Period (day) Kg Feed / Bird Placed Weight Target | 24-31 1.0 1.6 |
| novatek Broiler Withdrawal Pellet  | 33-38 1.0 2.0 | Feeding Period (day) Kg Feed / Bird Placed Weight Target | 32-35 0.7 1.8 |

Note: To find the amount of feed, multiply **Kg feed per bird placed** by total number of birds placed then divide by 50 to find the number of bags.

novatek Broiler Finisher pellets is a high energy feed with reduced protein content to allow for the rapid growth of the birds.

novatek Broiler Withdrawal pellets is the final stage of feeding in which the requirement for minerals, vitamins and protein are the lowest but the highest energy levels are included. The mandatory withdrawal period on coccidiostats before slaughter is followed by using this feed to ensure no residues remain in the meat.

Clean water together with feed are the most important factors for optimum growth and enough feeders and watering fonts should be available at all times.

Orders: 0978 779 134
Sales: 0975 175 155
Nutritionist: 0976 537 297
Sales Manager: 0978 779 017
Technical Help Lines: 0978 779 038/ 136

orders@novatek.co.zm
sales@novatek.co.zm
formulator@novatek.co.zm
salesmanager@novatek.co.zm